



Evaluation Growth Plan: Priority Growth Focus Area

- Go to <http://bvsd.truenorthlogic.com>
- Log in with your district username and password (firstname.lastname and district password)

- The homepage will display once you've logged in
- Click on the "My Evaluations" tab

- Click on the name of the evaluation plan to open it

Boulder Valley School District
Excellence and Equity

Home Courses My Evaluations Resources

My Evaluations

Current Evaluations Archived Evaluations

2016-17 APT/Classified

Employee	Archived	Date Created	Evaluator
Classified100, Training	false	08/06/2016 @ 05:18 AM	Principal1, Test Principal1, Training Principal2, Training

- Click on the Growth Plan container

2016-17 APT/Classified

Employee Evaluations

Growth Plan

Contains 3 Activities

- Click on the Priority Growth Focus Area

2016-17 APT/Classified

Employee Evaluations

Growth Plan Last Status Update - 08/07/2016 @ 12:23 PM

Self-Reflection
Last Status Update - 08/07/2016 @ 12:31 PM
This self-reflection was developed as a tool for goal setting and inquiry into practice. The self-reflection will help you to identify and prioritize a professional goal and personalized professional areas of your practice that relate to that element. Mark your individual level of mastery on the... Read More

Priority Growth Focus Area *

- Click on "Edit"

Priority Growth Focus Area for Classified100, Training

Priority Growth Focus Area

Edit

Review the areas of growth identified in the self-reflection.

- Select your role in the drop-down

Priority Growth Focus Area for Classified100, Training

Priority Growth Focus Area

Review the areas of growth identified in the self-reflection.

Based on the self-reflection and consider some of the sources listed below, choose one standard/element to focus on as a priority growth area.

- previous evaluation
- conversations with your supervisor
- conversations with colleagues
- other

Classified Priority Growth

* Role:

* Priority Growth Focus Area:

Goal Setting Protocol:

- Select your priority growth focus area (goal) for the year in the drop-down

Priority Growth Focus Area for Classified100, Training

Priority Growth Focus Area

Review the areas of growth identified in the self-reflection.

Based on the self-reflection and consider some of the sources listed below, choose one standard/element to focus on as a priority growth area.

- previous evaluation
- conversations with your supervisor
- conversations with colleagues
- other

Classified Priority Growth

* Role:

* Priority Growth Focus Area:

Goal Setting Protocol:

- Answer the required questions. Required questions are marked with an asterisk.

* Current State:

To further define your chosen priority growth goal, describe your current practice in the area of this element. What do you do? What does this look like in your work? Other?

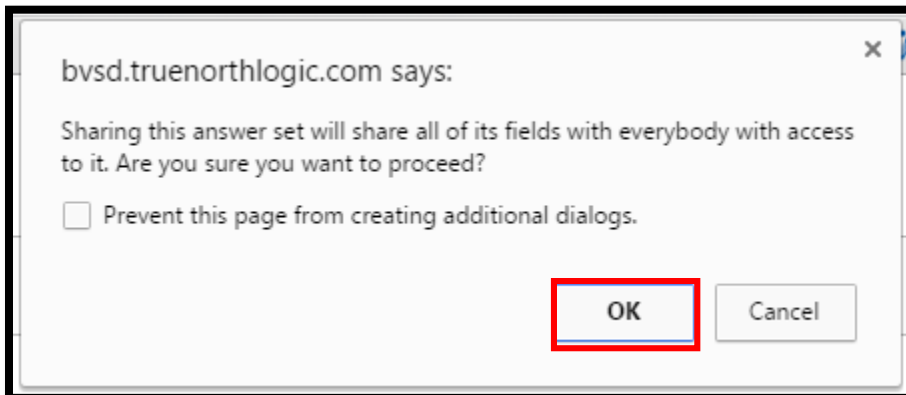
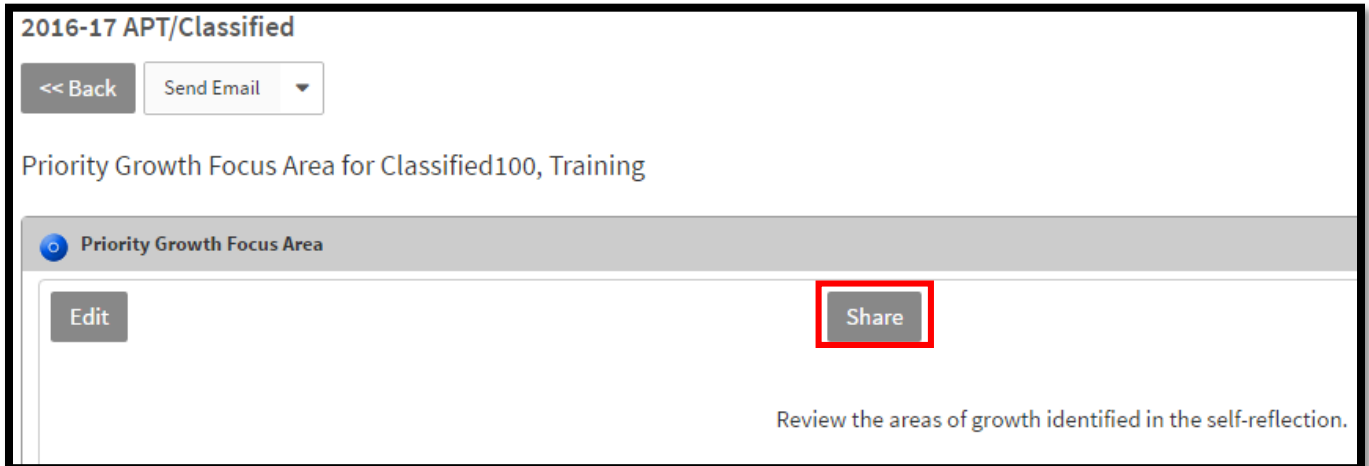
* Desired State and Plan of Action:

Choosing this element as your priority growth goal will result in change in your practice. Describe what that change will be. What will you do? What will it look like in your work? Other?

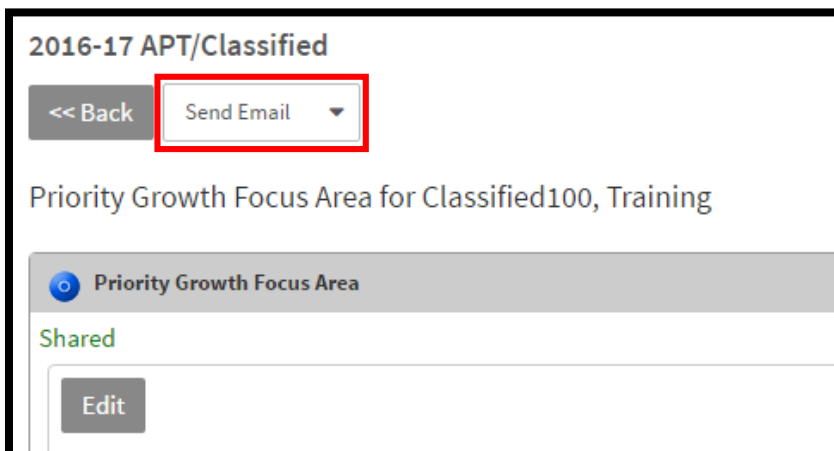
- When finished, click on “save & exit”



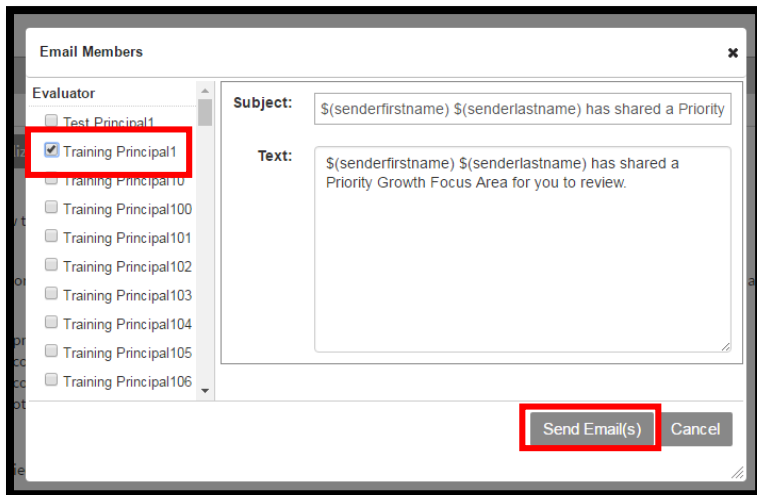
- Scroll to the top of the activity
- Click “Share.” This option allows your evaluator to review your responses.
- Click “OK” to the pop-up



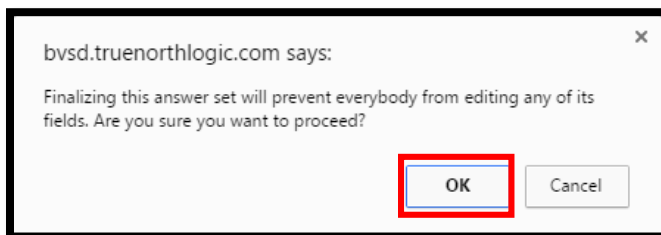
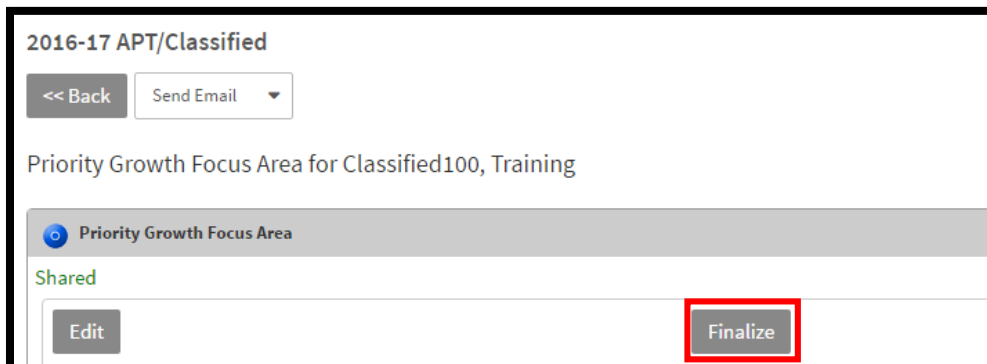
- Click “Send Email”



- Check the box next to your evaluator’s name
- Click “send email”
- This will notify your evaluator that your Priority Growth Focus Area is ready for review



- Once you and your evaluator have had a conversation about your priority growth focus area and agree it is ready to be finalized, return to the Priority Growth Focus Area
- Click “Edit” to make any agreed upon changes
- Click “Finalize”
- Click “OK”



- Click Back

