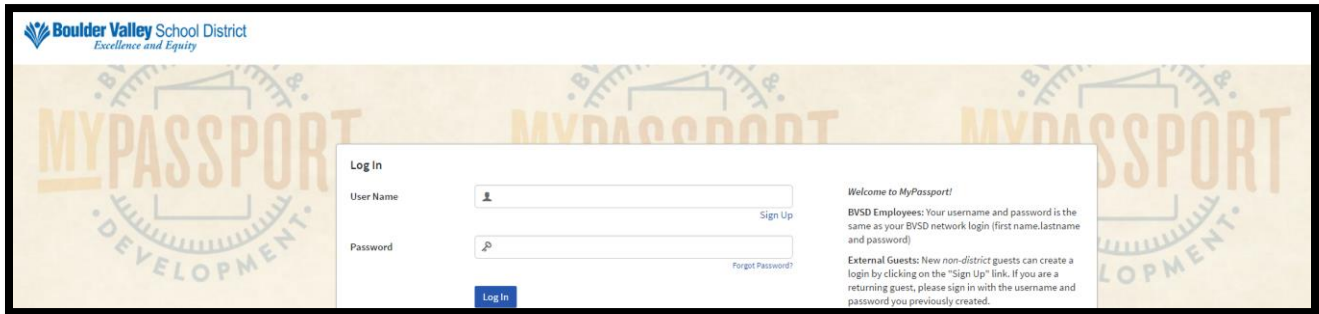


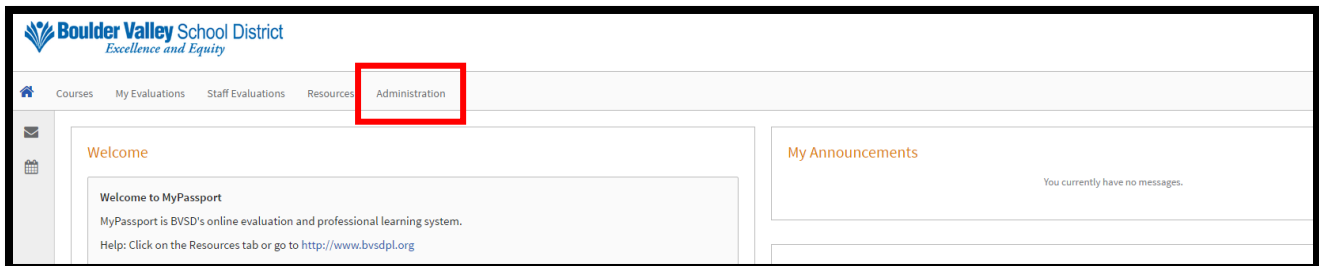


# View Survey Results

- Go to <http://bvsd.truenorthlogic.com>
- Log in with your district username and password (firstname.lastname and district password)



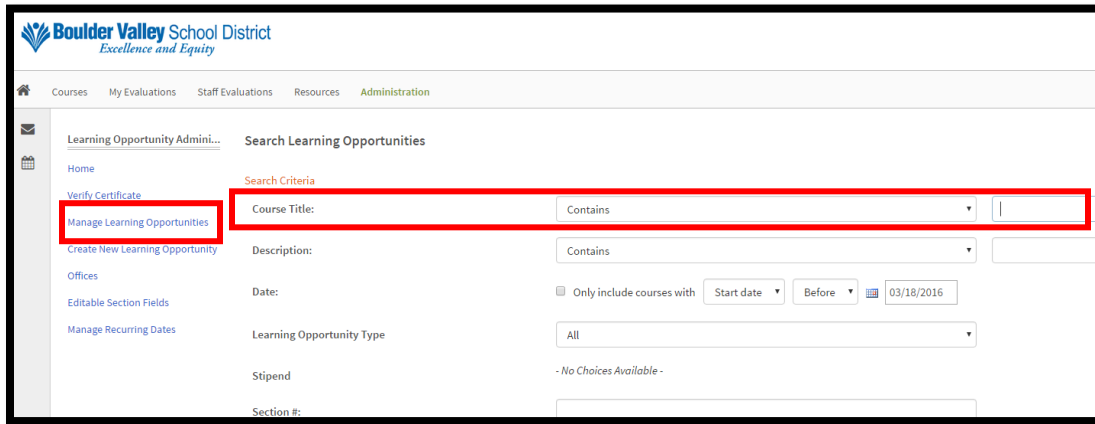
- The homepage will display once you've logged in
- Click on the "Administration" tab on the top of the page



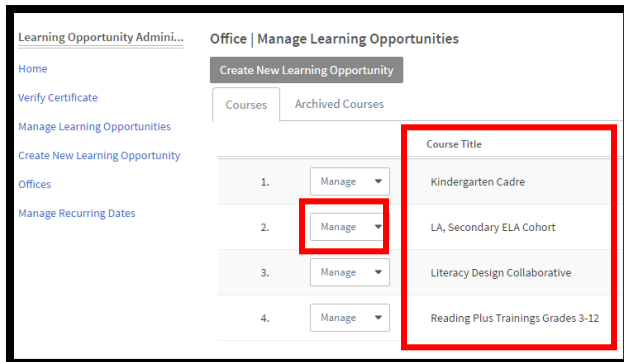
- Click on "Course Administration"



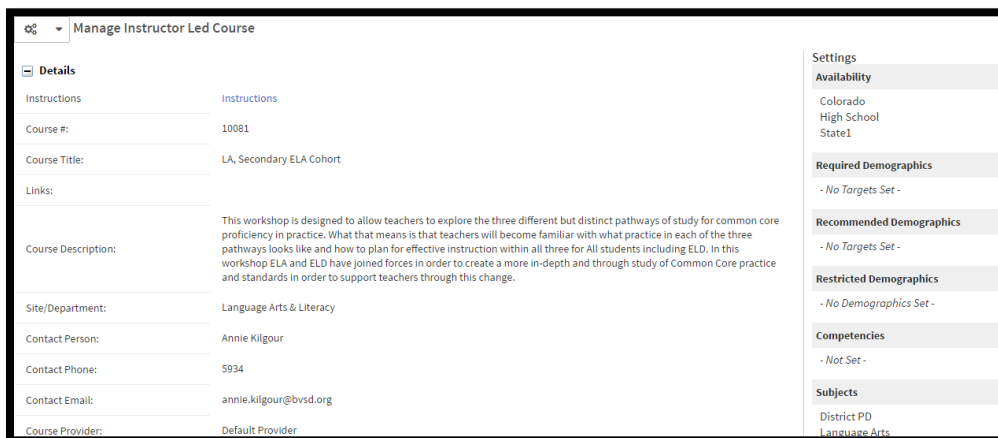
- Click on “Manage Learning Opportunities” or type in the name of the course



- The learning opportunities associated with your site/department will appear or the course you entered will appear
- Click Manage or click on the course name



- The course, settings, and section(s) will appear
- Scroll down
- Next to each section there is a drop-down, click the down arrow
- Click on View Roster



**Sections**

Section Title

Edit	LA: Secondary ELA Cohort 2015-16
Edit	LA: Secondary ELA Cohort 2015-16, Part II

**Sections**

Section Title

Action Menu

Edit	LA: Secondary ELA Cohort 2015-16
	Secondary ELA Cohort 2015-16, Part II

- Edit
- Manage
- View
- View Status
- View Roster
- Cancel Section
- Copy
- Delete

- The roster and management buttons for the section will appear

**Section Roster**

Done

#: 10097

Title: 2015-2016 LA: Reading Plus Training - TEST SUB REIMB

Credit Hours:	Hours	Credits	General
Instructional Seat Time		27.0	-

Section #: 10105

Section Title: LA: Secondary ELA Cohort 2015-16

Start Date: 05/18/2016

End Date: 05/18/2016

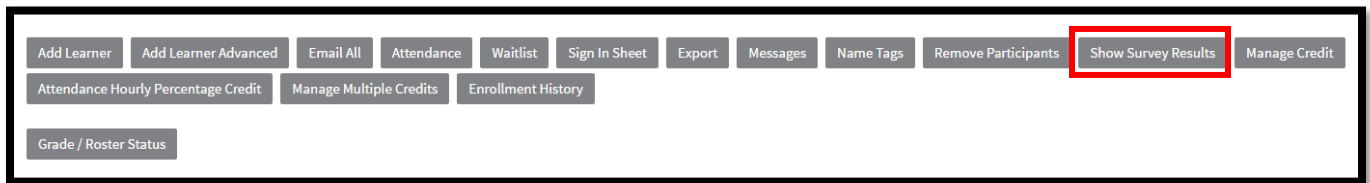
Maximum Number of Participants: 10

[Add Learner](#)
[Add Learner Advanced](#)
[Email All](#)
[Attendance](#)
[Waitlist](#)
[Sign In Sheet](#)
[Export](#)
[Messages](#)
[Name Tags](#)
[Remove Participants](#)
[Manage Credit](#)
[Attendance Hourly Percentage Credit](#)

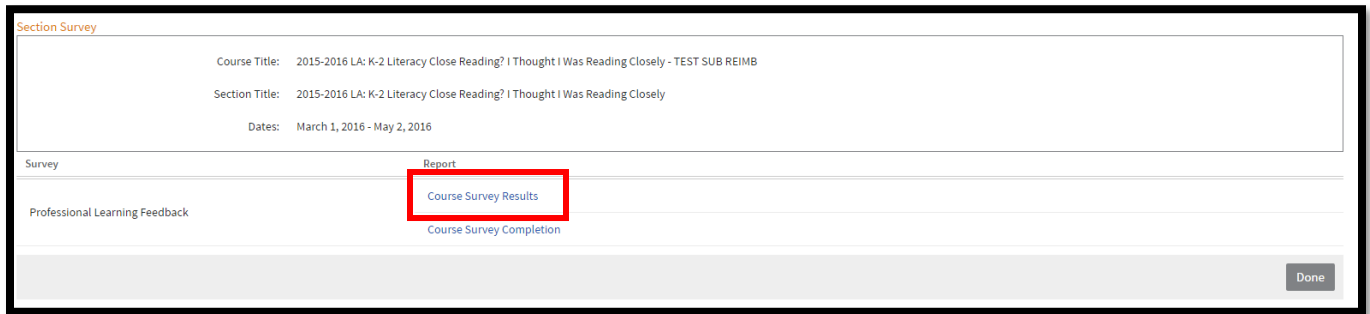
[Manage Multiple Credits](#)
[Enrollment History](#)

Grade / Roster Status

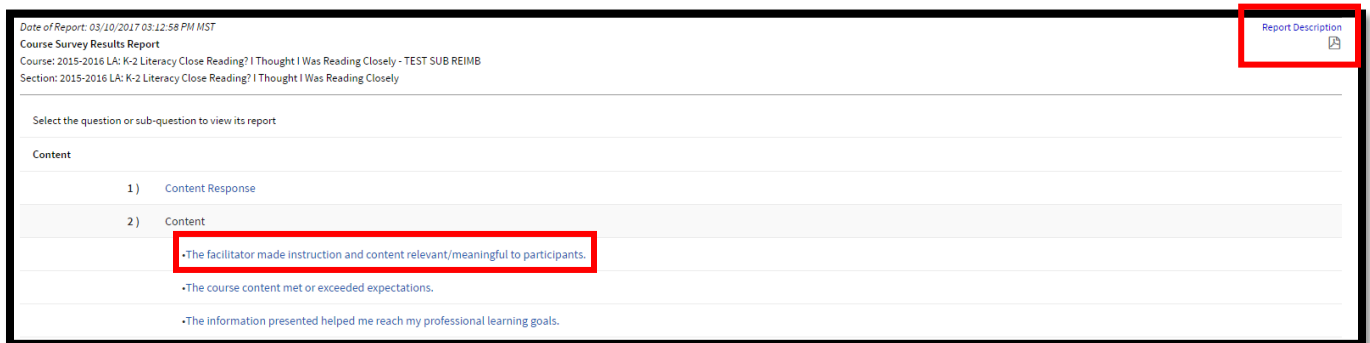
- To view survey results, click Show Survey Results



- Click on Course Survey Results



- Click on the PDF icon in the upper right-hand corner for the full report OR click on each hyperlink to see responses per question



- The report will display the responses in percentages along with graphs for radio button questions and as text for open-ended questions

